

Reducing Traffic on Chancery Lane

This is a summary of the public consultation for the scheme to reduce through traffic on Chancery Lane.

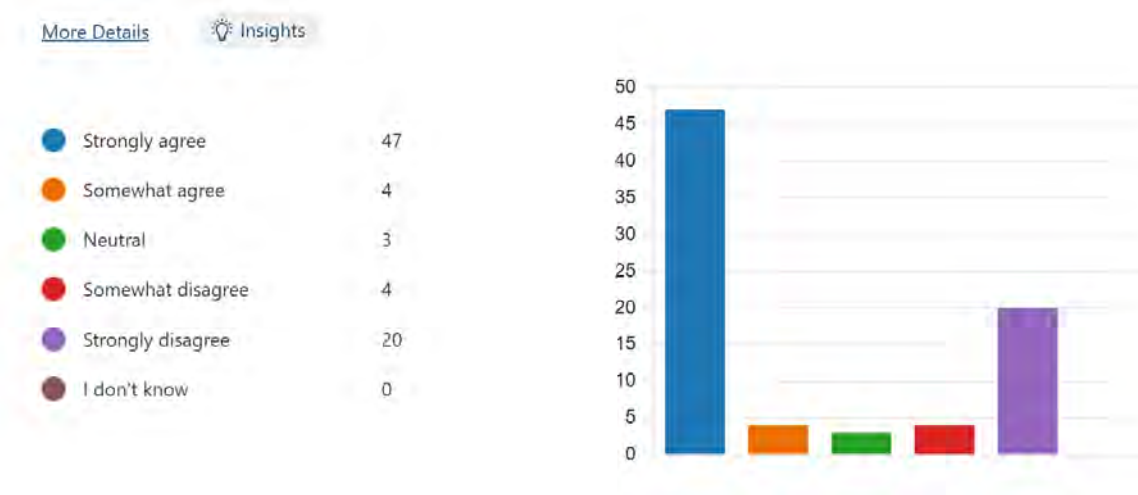
Survey Dates. The survey was open between the 20th February 2023 and the 11th August 2023.

Survey Results : A total of 78 responses were received.

1. Overall, to what extent do you support the removal of through traffic on Chancery Lane permanently?



2. To what extent do you agree that the removal of through traffic improves the experience of walking on Chancery Lane?

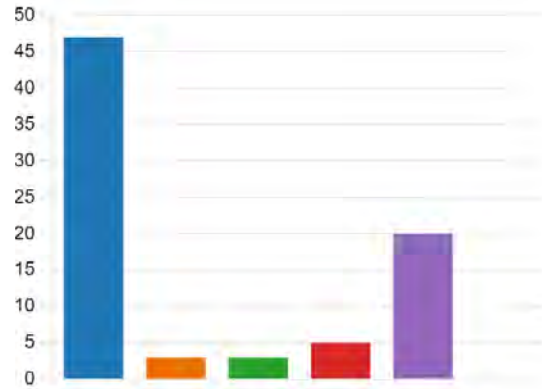


3. To what extent do you agree that the removal of through traffic improves the experience of visiting or spending time on Chancery Lane?

[More Details](#)

[Insights](#)

Strongly agree	47
Somewhat agree	3
Neutral	3
Somewhat disagree	5
Strongly disagree	20
I don't know	0

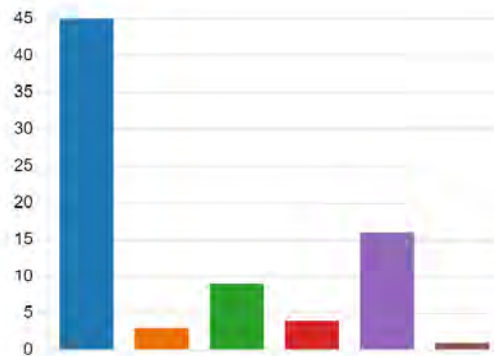


4. To what extent do you agree that the removal of through traffic improves the experience of cycling on Chancery Lane.

[More Details](#)

[Insights](#)

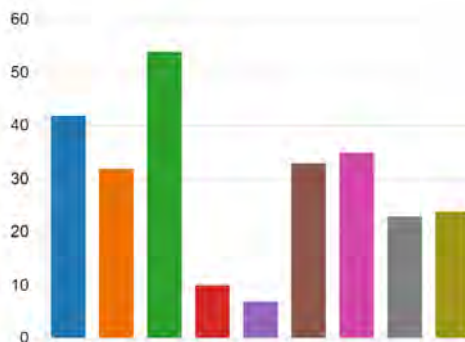
Strongly agree	45
Somewhat agree	3
Neutral	9
Somewhat disagree	4
Strongly disagree	16
I don't know	1



5. What other improvements would you like to see on Chancery Lane.

[More Details](#)

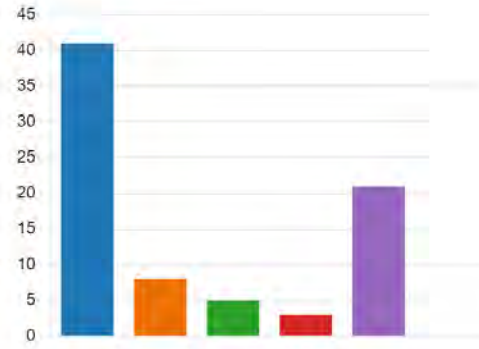
Wider pavements	42
More places to sit	32
More trees and plants	54
More parking bays	10
More loading bays	7
More cycle parking	33
Less traffic	35
Improved crossings	23
Other	24



6. Overall, what type of impact do the traffic changes have on you?

[More Details](#) [Insights](#)

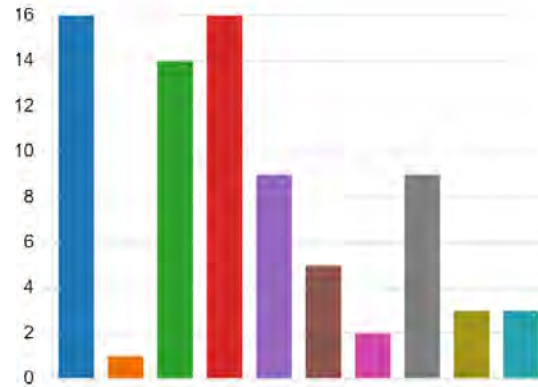
Major positive impact	41
Moderate positive impact	8
No impact	5
Moderate negative impact	3
Major negative impact	21
Do not know	0



Demographic Questions

7. About you –

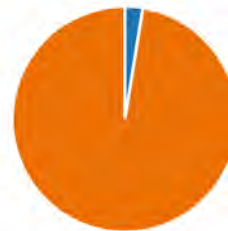
● A local resident	16
● A local business / organisation	1
● A local worker	14
● A visitor to the area	16
● A commuter through the area	9
● Someone who accesses location...	5
● Not local to the area but interes...	2
● A taxi driver	9
● A private hire driver	3
● Other	3



8. About you – Are you responding on behalf of an organisation, business or Campaign group?

[More Details](#)

● Yes	2
● No	76



9. About you – Is your organisation, business, campaign group located in the Chancery Lane area?

[More Details](#)

[Insights](#)

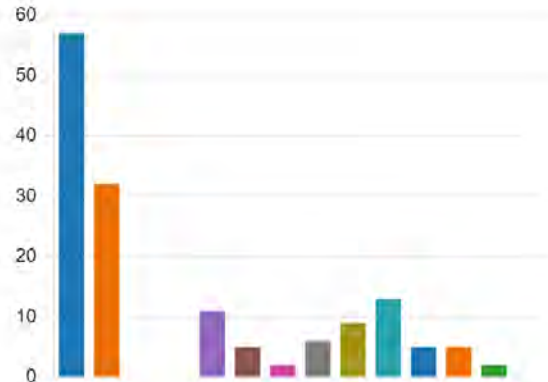
● Yes	7
● No	44



10. About you – How so you usually travel through the Chancery Lane area?

[More Details](#)

Walk / on foot	57
Bicycle or scooter	32
Using a wheelchair or adapted c...	0
Motorcycle or moped	0
Car, as a driver	11
Car, as a passenger	5
Van or lorry	2
Bus	6
Taxi, as a driver	9
Taxi, as a passenger	13
Private Hire Vehicle, as a driver	5
Private Hire Vehicle, as a passen...	5
Another type of transport	2
I do not travel on this street	0



11. About you – Are your day to day activities limited because of a health condition or disability

[More Details](#)

[Insights](#)

Yes, limited alot	1
Yes, limited a little	5
No	68
Prefer not to say	4

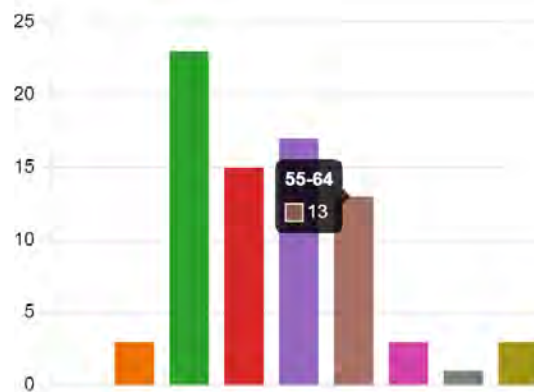


12. About you – Which of the following age groups do you fall within?

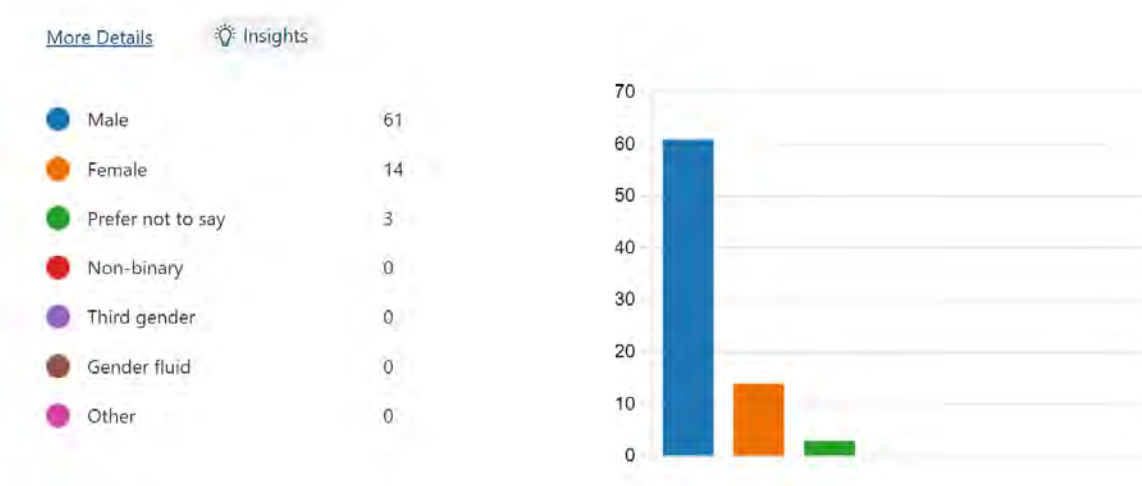
[More Details](#)

[Insights](#)

Under 18	0
18-24	3
25-34	23
35-44	15
45-54	17
55-64	13
65-74	3
75 and older	1
Prefer not to say	3



13. About you – What gender do you identify as?



14. About you – if you are responding as an individual, are you pregnant?



Fleet Street Healthy Streets Plan Consultation Question on Chancery Lane

Chancery Lane Neighbourhood Potential Changes

Chancery Lane has had experimental changes introduced. We are exploring opportunities to make permanent changes that could include:

- Retaining the timed restriction for motor vehicles.
- Widening the pavement on the eastern side and installing more seating.
- Formalising kerbside loading arrangements.

Chancery Lane Neighbourhood Potential Changes
How do you feel about this proposal?

Strongly agree	56%	14%	8%	2%	2%
Agree					
Not sure					
Disagree					
Strongly disagree					

No. of responses: (63) (13) (7) (3) (7)

Legend: Strongly agree (green), Agree (yellow), Not sure (orange), Disagree (red), Strongly disagree (dark red)

Again, over 80% of consultation participants **AGREED** with these proposed permanent changes.

Note: there was also majority agreement among *all* three business owners who responded.

In contrast, opinion among taxi users was more divided. Of the 11 taxi users who responded, 6 **AGREED** with the permanent changes, 4 **DISAGREED** and 1 was **UNCERTAIN**.

Commonplace 19